



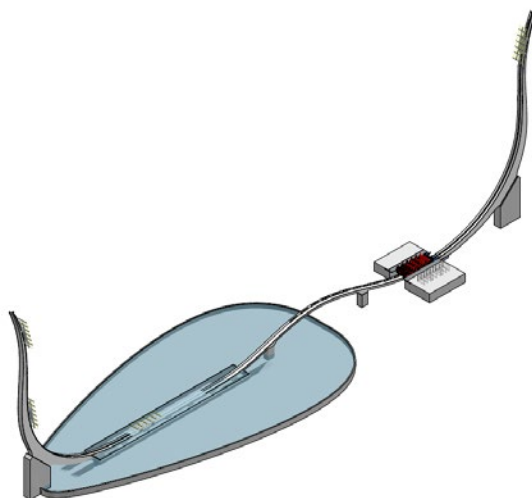
Ultra Splash





Ultra Splash

- LSM powered forward-backward launches
- Iconic structure
- Splash landing
- Interactive water features (water bombs, water jets etc.)
- Shuttle-style design
- Alternative boat designs
- 24-passenger boat
- Various theming options



Technical Data

Physical length of track	166 m
Experienced length of track	523 m
Max. speed	94 km/h
Number of launches	3
Capacity per boat	24
Number of boats	1
Hourly capacity	864 pph

Sample layout. Other configurations available.

Higher, longer, faster upon request